

W200 - L575 - H417 (mm)
 Rth 0.1 °C/W - Power Pd 500W

[MORE PRODUCT DETAILS](#)

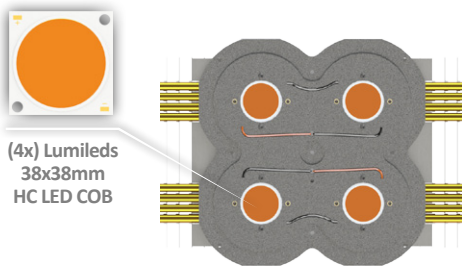
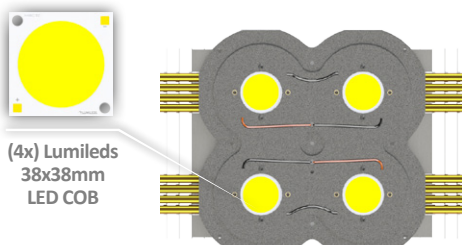
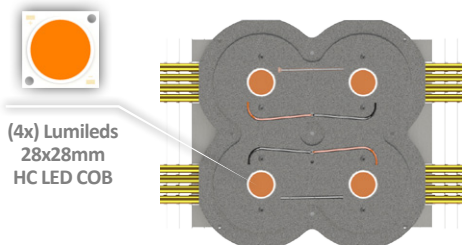
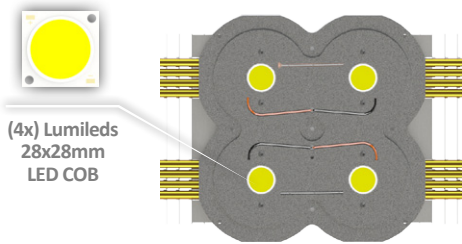

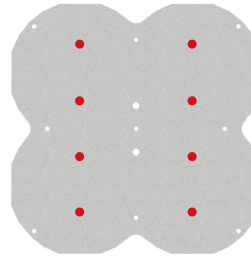
CoolCube® Giga - High Power heat pipe LED Cooler for Lumileds LED COB

Mounting Instruction



Lumileds LUXEON COB is a new breakthrough in efficacy for arrays. Due to its industry leading small Light Emitting Surfaces (LES), the COB array is very easy work with and will enable easier and less expensive designs. All LUXEON COBs are available in a single 3-step as well as a single 5-step MacAdam Ellipse, ensuring uniform optical performance in the application. Ideal applications include down lights and directional lamps.

Mounting indicator marks overview



Lumileds Luxeon 1211 - 1216 LED COB

Model names

- Luxeon COB LHC1-xxxx-1211
- Luxeon COB LHC1-xxxx-1216

Mounting

- With CoolConnect® holder 2x2HC-01 (Co-development LED holder with Bender+Wirth)
- Mounting with 8 screws M3 x 6mm
- Red indicator marks

Lumileds Luxeon Sunplus 1211 Horticulture LED COB

Model names

- Luxeon SunPlus COB 1211

Mounting

- With CoolConnect® holder 2x2HC-01 (Co-development LED holder with Bender+Wirth)
- Mounting with 8 screws M3 x 6mm
- Red indicator marks

Lumileds Luxeon 1321 - 1825 LED COB

Model names

- Luxeon COB L2C5-xxxx1321
- Luxeon COB L2C5-xxxx1825

Mounting

- With CoolConnect® holder 2x2HC-02 (Co-development LED holder with Bender+Wirth)
- Mounting with 8 screws M3 x 6mm
- Red indicator marks

Lumileds Luxeon Sunplus 1825 Horticulture LED COB

Model names

- Luxeon SunPlus COB 1825

Mounting

- With CoolConnect® holder 2x2HC-02 (Co-development LED holder with Bender+Wirth)
- Mounting with 8 screws M3 x 6mm
- Red indicator marks