



Features

- SMD package with industry standard pinout
- Operating temperature range -40 ~ +90°C
- Comply to BS EN/EN55032 radiated Class B without additional components
- High efficiency up to 82%
- Protection: Short circuit
- 3KVDC I/O isolation
- Low cost
- Optional reel packing
- 3 years warranty

Applications

- Telecom/datacom system
- Wireless network
- Industrial control facility
- Instrument
- Analyzer
- Detector
- Data switch

GTIN CODE

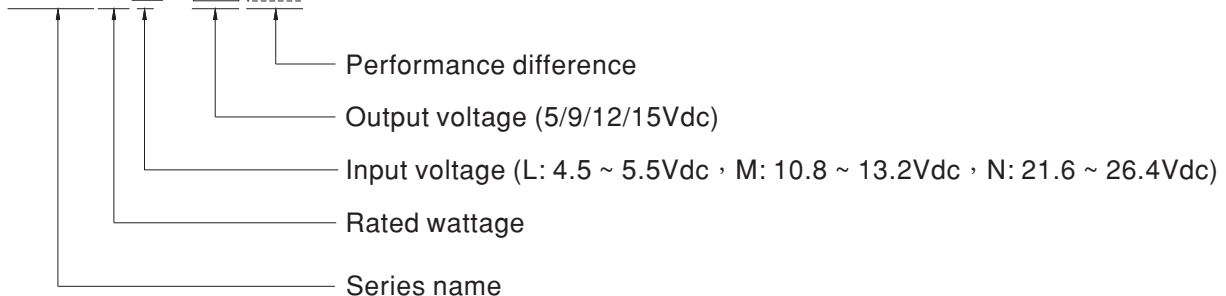
MW Search: <https://www.meanwell.com/serviceGTIN.aspx>

Description

SFTN01 series is 1W isolated and unregulated module type DC-DC converter with SMD package. It features international standard pins, a high efficiency up to 82%, wide working temperature range -40~+90°C, 3KVDC I/P-O/P isolation voltage, compliance to BS EN/EN55032 radiated Class B without additional components, short circuit protection, etc. The models account for different input voltage 5V/12V/24V±10%, and various output voltage, 5V/9V/12V/15V for single output which are suitable for all kinds of systems, such as industrial control, telecommunication field, distributed power architecture, and so on.

Model Encoding

SFTN01 **L** - **12** **SC**



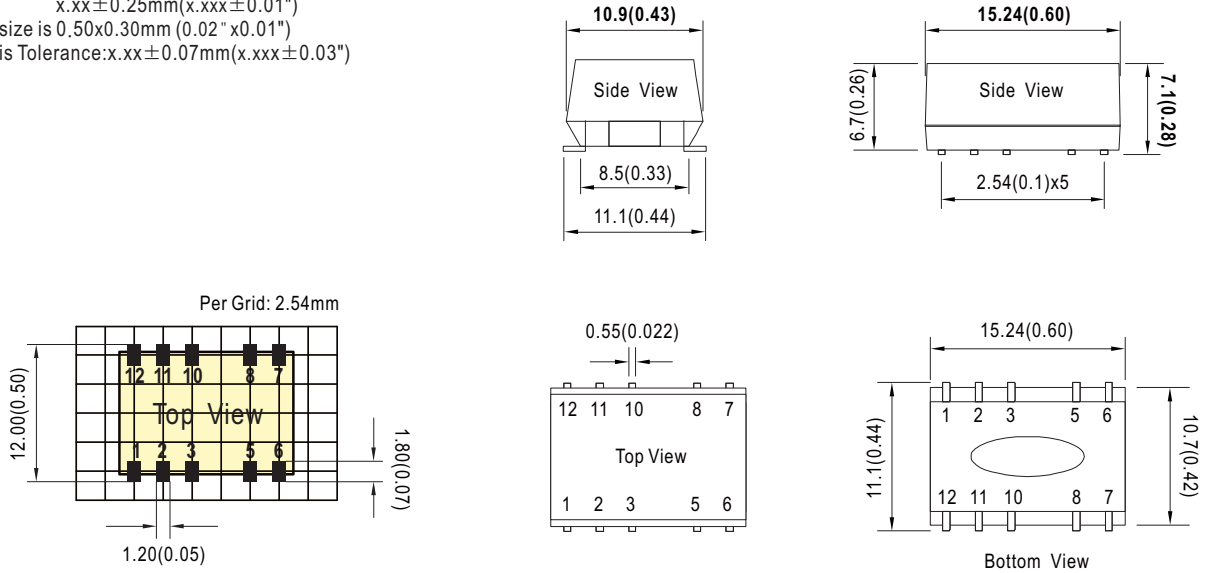
Type	Description	Note
Blank	-40~+90°C working temperature with max. 1 second short protection	In Stock
SC	-40~+105°C working temperature with continuous short protection	Optional

MODEL SELECTION TABLE							
ORDER NO.	INPUT			OUTPUT		EFFICIENCY (TYP.)	CAPACITOR LOAD (MAX.)
	INPUT VOLTAGE (RANGE)	INPUT CURRENT		OUTPUT VOLTAGE	OUTPUT CURRENT		
		NO LOAD	FULL LOAD				
SFTN01L-05	Normal 5V (4.5 ~ 5.5V)	30mA	260mA	5V	20 ~ 200mA	80%	220μF
SFTN01L-09		30mA	260mA	9V	11.1 ~ 111mA	76%	220μF
SFTN01L-12		28mA	257mA	12V	8.4 ~ 84mA	80%	220μF
SFTN01L-15		30mA	253mA	15V	6.7 ~ 67mA	82%	220μF
SFTN01M-05	Normal 12V (10.8 ~ 13.2V)	13mA	107mA	5V	20 ~ 200mA	75%	220μF
SFTN01M-09		12mA	108mA	9V	11.1 ~ 111mA	77%	220μF
SFTN01M-12		12mA	103mA	12V	8.4 ~ 84mA	82%	220μF
SFTN01M-15		13mA	102mA	15V	6.7 ~ 67mA	82%	220μF
SFTN01N-05	Normal 24V (21.6 ~ 26.4V)	10mA	55mA	5V	20 ~ 200mA	77%	220μF
SFTN01N-09		10mA	55mA	9V	11.1 ~ 111mA	76%	220μF
SFTN01N-12		10mA	55mA	12V	8.4 ~ 84mA	75%	220μF
SFTN01N-15		10mA	55mA	15V	6.7 ~ 67mA	78%	220μF

SPECIFICATION				
INPUT	VOLTAGE RANGE	L: 4.5 ~ 5.5Vdc M: 10.8 ~ 13.2Vdc N: 21.6 ~ 26.4Vdc		
	SURGE VOLTAGE (100ms max.)	5Vin models : 9Vdc 12Vin models : 16Vdc 24Vin models : 30Vdc		
	FILTER	Internal capacitor		
	PROTECTION	Fuse recommended. 5Vin models: 750mA Slow-Blow Type 12Vin models: 300mA Slow-Blow Type 24Vin models: 150mA Slow-Blow Type		
	INTERNAL POWER DISSIPATION	500mW		
OUTPUT	VOLTAGE ACCURACY	±2.0%		
	RATED POWER	1W		
	RIPPLE & NOISE <small>Note.2</small>	75mVp-p		
	LINE REGULATION <small>Note.3</small>	1.2% for 1% input variation		
	LOAD REGULATION <small>Note.4</small>	±8%		
	SWITCHING FREQUENCY (Typ.)	100KHz		
PROTECTION	SHORT CIRCUIT	Standard model: 0.5 second max. Optional models (SC-suffix): Continuous		
ENVIRONMENT	COOLING	Free-air convection		
	WORKING TEMP.	Standard model: -40 ~ +90°C (Refer to "Derating Curve") ; Optional models (SC-suffix): -40 ~ +105°C		
	CASE TEMPERATURE	+100°C max.		
	WORKING HUMIDITY	20% ~ 90% RH non-condensing		
	STORAGE TEMP., HUMIDITY	-55 ~ +125°C, 10 ~ 95% RH non-condensing		
	TEMP. COEFFICIENT	0.03% / °C (0 ~ 85°C)		
	SOLDERING TEMPERATURE	1.5mm from case of 1 ~ 10sec./240°C max.		
	VIBRATION	10 ~ 500Hz, 2G 10min./1cycle, period for 60min. each along X, Y, Z axes		
SAFETY & EMC <small>(Note.5,6)</small>	SAFETY STANDARDS	UL62368-1(Except for 9V output models), EAC TP TC 020/2011 approved		
	WITHSTAND VOLTAGE	I/P-O/P:3KVDC		
	ISOLATION RESISTANCE	I/P-O/P:100M Ohms / 500VDC / 25°C / 70% RH		
	ISOLATION CAPACITANCE (Typ.)	80pF		
	EMC EMISSION	Parameter	Standard	Test Level / Note(<small>Note.6</small>)
		Conducted	BS EN/EN55032(CISPR32)	N/A
		Radiated	BS EN/EN55032(CISPR32)	Class B
	EMC IMMUNITY	Parameter	Standard	Test Level / Note
		ESD	BS EN/EN61000-4-2	Level 3, ±8KV air
		Radiated Susceptibility	BS EN/EN61000-4-3	Level 2, 3V/m
		EFT/Burest	BS EN/EN61000-4-4	Level 1, 0.5KV
Surge		BS EN/EN61000-4-5	Level 2, 0.5KV Line-Line	
Conducted		BS EN/EN61000-4-6	Level 2, 3V	
Magnetic Field		BS EN/EN61000-4-8	Level 1, 1A/m	
OTHERS	MTBF	880Khrs min. MIL-HDBK-217F(25°C)		
	DIMENSION (L*W*H)	15.24*10.9*7.1mm (0.6*0.43*0.28 inch)		
	CASE MATERIAL	Non-Conductive black plastic (UL 94V-0 rated)		
	PACKING	Standard : 1.2g ; 32pcs/per tube, 3840pcs/120 tube/per carton Optional : 1.2g ; 500pcs/per reel, 2500pcs/5 reel/per carton		
NOTE	<p>1.All parameters are specified at normal input(L:5Vdc, M:12Vdc, N:24Vdc), rated load, 25°C 70% RH ambient.</p> <p>2.Ripple & noise are measured at 20MHz by using a 12" twisted pair terminated with a 0.1µf & 47µf capacitor.</p> <p>3.Line regulation is measured from low line to high line at rated load.</p> <p>4.Load regulation is measured from 10% to 100% rated load.</p> <p>5.The final equipment must be re-confirm that it still meet EMC directives. For guidance on how to perform these EMC tests, please refer to "EMI testing of component power supplies."(as available on http://www.meanwell.com)</p> <p>6.An external input filter capacitor is required if the module has to meet BS EN/EN61000-4-4, BS EN/EN61000-4-5.</p> <p>The filter capacitor Power Mate suggest: 470µF/100V.</p> <p>※ Product Liability Disclaimer : For detailed information, please refer to https://www.meanwell.com/serviceDisclaimer.aspx</p>			

Mechanical Specification

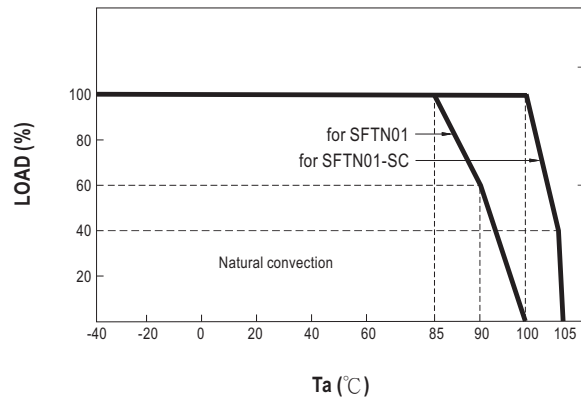
- All dimensions in mm (inch)
- Tolerance: $x.xx \pm 0.5mm$ ($x.xx \pm 0.02"$)
 $x.xx \pm 0.25mm$ ($x.xxx \pm 0.01"$)
- Pin size is $0.50 \times 0.30mm$ ($0.02" \times 0.01"$)
- Pin is Tolerance: $x.xx \pm 0.07mm$ ($x.xxx \pm 0.03"$)



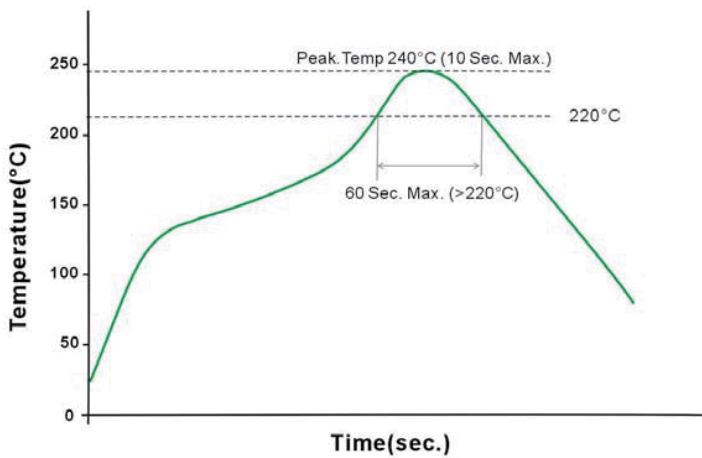
Plug Assignment

Pin No.	Pin-Out
1	-Vin
2	+Vin
5	-Vout
8	+Vout
3, 6, 7, 10, 11, 12	N.C.

Derating Curve



Reflow Soldering Curve



Remark: The curve applies only to the hot air reflow soldering.

Packing

Standard Tube Packing	MPQ Per Tube (PCS)	One Tube G.W.	Max. Q'TY/ Carton(PCS)	One Carton G.W.
<p>Unit : mm</p> <p>TUBE PATTERN</p> <p>CARTON L600 x W230 x H220</p>	32	0.061Kg	3840	8.12Kg
Optional Reel Packing	MPQ Per Reel (PCS)	One Box G.W.	Max. Q'TY/ Carton(PCS)	One Carton G.W.
<p>Unit : mm</p> <p>Reel Width=32</p> <p>INNER BOX L355*W338*H50</p> <p>OUTER CARTON L375*W284*H370</p>	500	1.3Kg	2500	7.3Kg

Installation Manual

Please refer to : <http://www.meanwell.com/manual.html>